



# Innovating Pool Care For 2026





# Innovation Flows Here

At Illuminex, our mission is simple — to redefine what’s possible in pool technology. We believe that a pool should be more than water and tiles; it should be an effortless experience of comfort, beauty, and innovation. Our products are built to empower both homeowners and pool professionals. Whether it’s our advanced variable speed pumps, smart controllers, or energy-efficient filtration systems, every Illuminex product is designed to perform flawlessly while saving energy and reducing maintenance.

As we move into 2026, our focus is on innovation that matters — solutions that connect, automate, and simplify pool ownership. We’re proud to partner with contractors, distributors, and customers who share our vision for smarter, greener, and more reliable pool equipment.

Thank you for being part of the Illuminex journey. Together, we’re making pool ownership easier, smarter, and more enjoyable than ever before.

Pouria Majma  
CEO – Illuminex Pool Products Inc.

# Why Partner with Illuminex?


*Smart, efficient, and built for the future of pool ownership.*




## Innovation You Can Trust

Illuminex® leads the way in modern pool technology, delivering products that combine energy efficiency, smart connectivity, and unmatched durability. Trusted by contractors nationwide, our solutions are built to simplify pool ownership and maximize performance.

## Performance Meets Intelligence



**Energy Efficiency** – Save up to 70% on operating costs.



**Smart Connectivity** – WiFi enabled controls for ultimate convenience.



**Pro-Grade Quality** – Built to last in all climates.

## Our Product Range




# Pool Automation Simplified.

All in One App.

Your entire pool, always connected and always in your control.

Manage pumps, valves, lighting, heating and sanitization from one beautifully simple app, anywhere you are.




Smart pump control



Instant valve automation



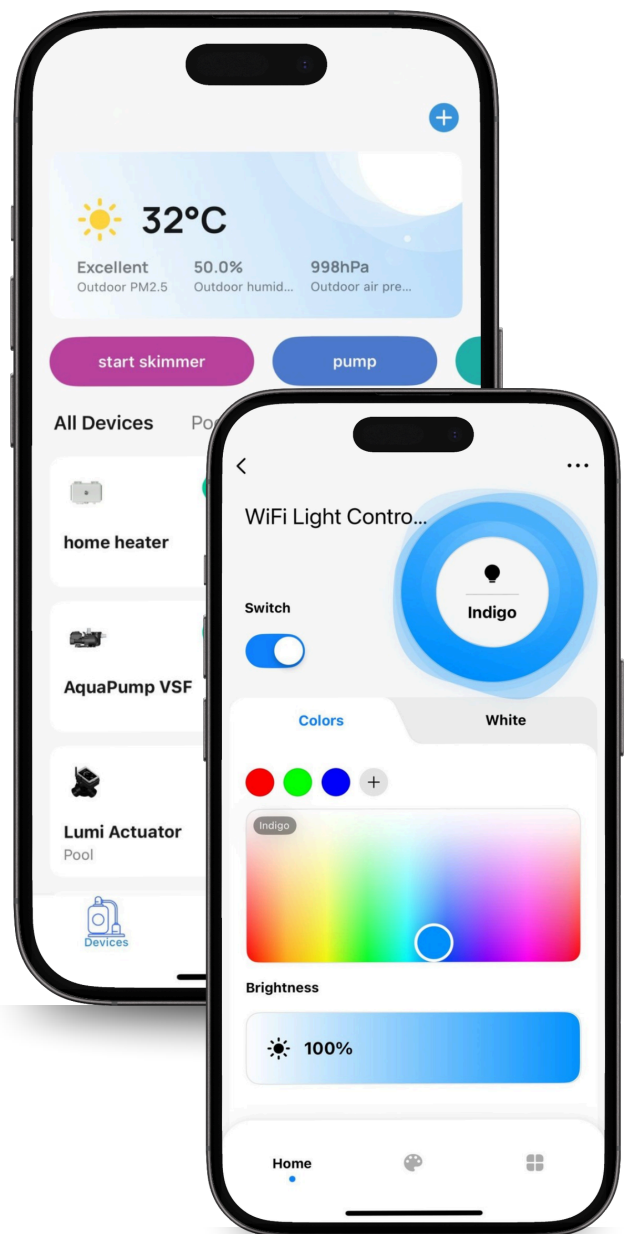
Lighting & colour control



Heating & Temperature automation

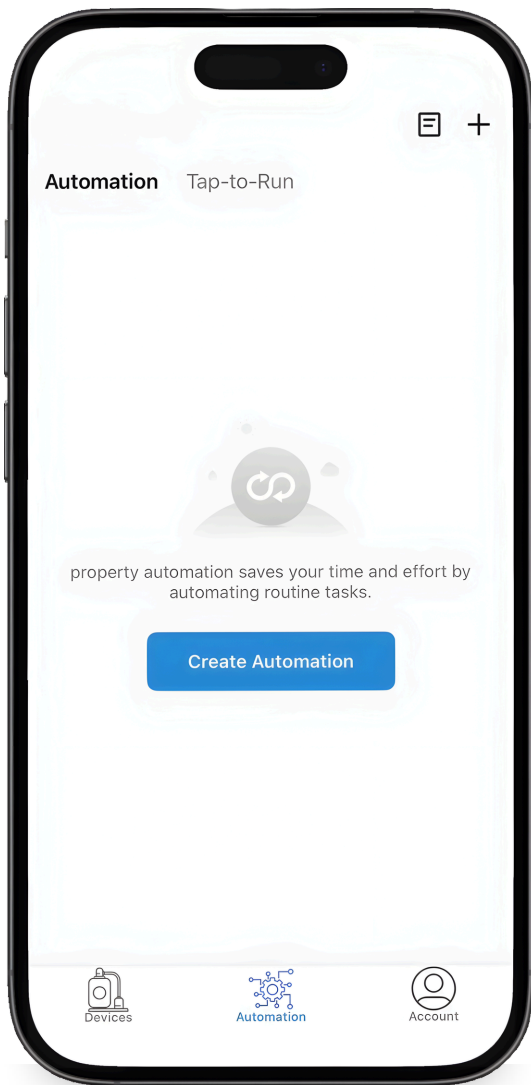


Real-time monitoring & alerts



# Create Automation. Your Pool Runs Itself.

Create intelligent automations that handle filtration, heating, lighting, sanitization, and water features with effortless precision. Set schedules, respond to weather, and build tap-to-run shortcuts that unify your entire pool system.

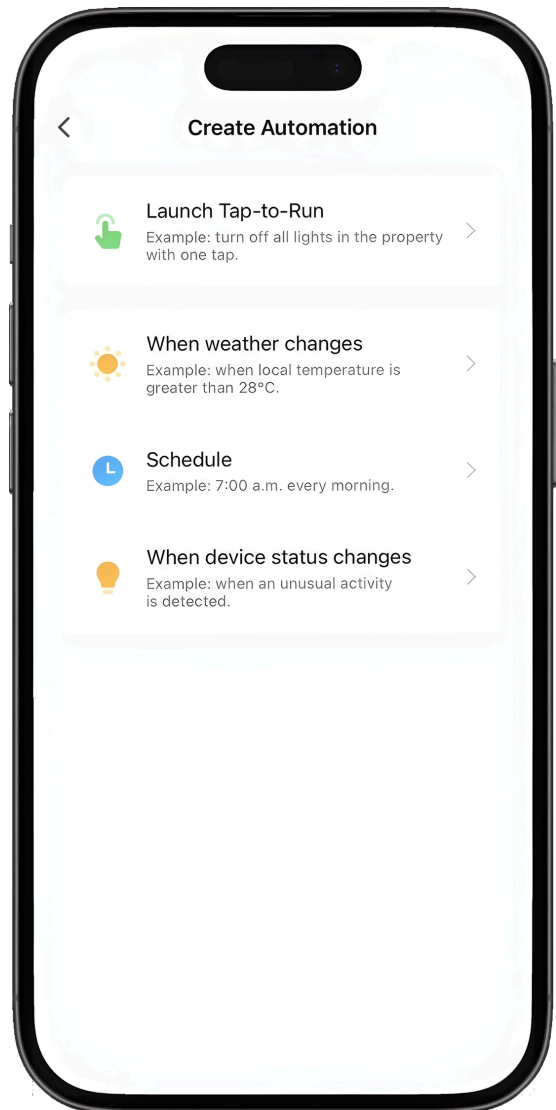


**Tap-to-Run:** Start custom scenes with one tap.

**Weather Triggers:** Automate based on temperature or conditions.

**Schedules:** Daily or weekly routines.

**Device Status:** Trigger actions when equipment turns on/off or changes state.



# The Power of a Complete Illuminex Pool System

Smart, efficient, and built for every pool.



## Product Description

1

**AquaClear Cartridge Filter** – Traps dirt and debris for crystal-clear water.

2

**AquaPump Variable Speed** – Quiet, energy-efficient pump that saves up to 70% on operating costs.

3

**AquaChlor Salt System** – Maintains perfect sanitation with less maintenance.

4

**Lumi Heater Controller** – Control pool heating remotely via your phone.

5

**3-Way Valve** – Directs water flow for flexible system operation.

6

**Check Valve** – Prevents backflow and protects equipment.

# Table of Contents

## **AquaPump Pool Pumps**

Single Speed Pump .....	2
2.2 HP Variable Speed Pump .....	4
3.9 HP Variable Speed Pump .....	5

## **AquaClear Cartridge Filters**

200 sq. ft. ....	7
425 sq. ft. ....	8
525 sq. ft. ....	9

## **AquaCrystal Sand Filters**

19 inch .....	11
22 inch .....	12
24 inch .....	13
31 inch .....	14
36 inch .....	15

## **AquaChlor**

Salt Chlorine Generator .....	17
-------------------------------	----

## **Smart Controllers**

Lumi Touch Panel .....	19
Lumi Heater Controller .....	20
WiFi Light Controller .....	21
Lumi Light Controller .....	22
Lumi Actuator .....	23

## **Illuminex Lighting**

AquaGlow Pool Light .....	25
AquaBright Spa Light .....	26
AquaBright Plus Pool Light .....	27
AquaRay P36 Pool Light .....	28
Aquafall .....	29

## **Robot Cleaner**

AquaSkim Solar Skimmer .....	31
------------------------------	----

## **Pool Valves**

Check Valves .....	33
Diverter Valves .....	34

# AquaPump

## Single Speed Pump



## FEATURE HIGHLIGHTS



### Reliable Motor

Engineered for consistent operation and long service life.



### Quiet Operation

Runs smoothly with low noise levels



### Durable Build

Weather resistant housing for long-lasting use



### Easy Maintenance

Clear strainer lid for quick cleaning

**AVAILABLE IN 1.5 HP AND 3 HP MODELS**

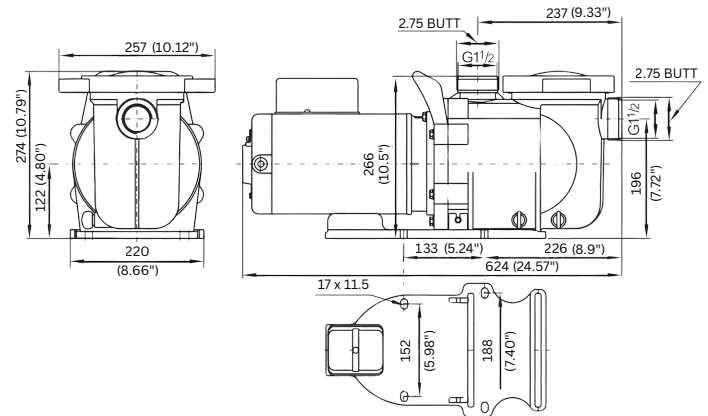
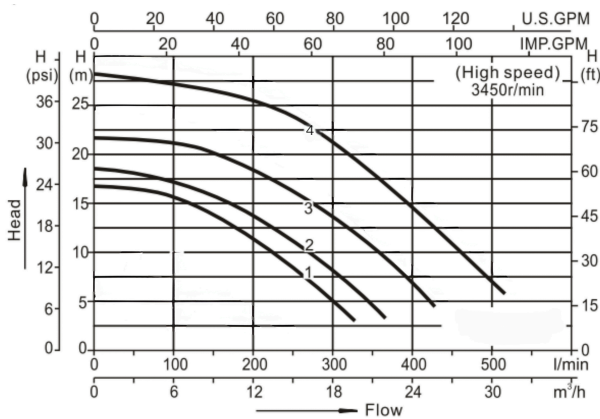
# AquaPump

## Single Speed Pump



The single speed aboveground AquaPump swimming pool pump features a durable black housing with a clear strainer lid for easy maintenance (Available in 1.5HP and 3HP). Designed for consistent performance, it operates at a single speed to maintain reliable water circulation. Ideal for above-ground pools, this pump provides long-term durability and efficient pool maintenance, making it a dependable choice for your pool needs.

## PERFORMANCE AND DIMENSIONS



## AQUAPUMP SINGLE SPEED PUMP BUYING GUIDE

Model	Voltage	HZ	THP	AMPS	Weight	Flow Max (GPM)
LU-SS150	230	60	2	6.6	44lbs	105
LU-SS300	230	60	3	10	48lbs	137

# AquaPump VS

Variable Speed Pump



## FEATURE HIGHLIGHTS



### Energy Efficient

Saves up to 30% on energy costs



### Quiet Operation

Runs smoothly with low noise levels.



### System Compatible

Works with other automation systems seamlessly



### Wireless Control

Built-in WiFi and Bluetooth for seamless control

AVAILABLE IN 2.2 HP AND 3.9 HP MODELS

# AquaPump

## Variable Speed Pump

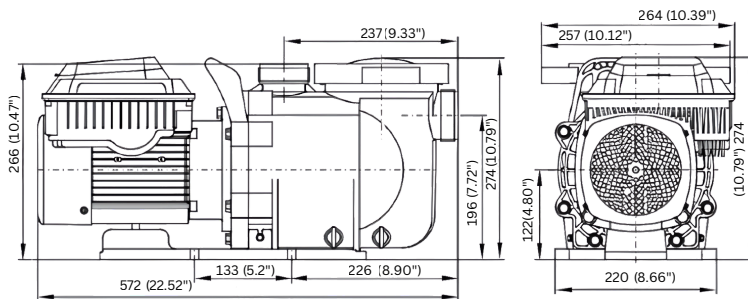


This variable speed swimming pool pump features a durable black housing and a clear strainer lid for easy maintenance. Designed for energy efficiency, it offers adjustable speed settings to optimize performance and reduce energy costs. Perfect for medium-sized pools, this pump provides reliable and efficient operation for long-term use.

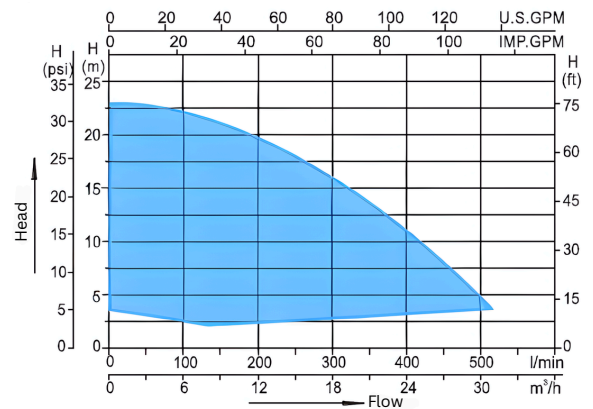
### FEATURES:

- Offers Speed Control and Flow Control modes.
- Compatible with Pentair, Hayward, and Jandy systems.
- Hybrid union supports both 1.5" and 2" connections.

## PERFORMANCE AND DIMENSIONS



**AquaPump 2.2 VSP**



## AQUAPUMP VARIABLE SPEED PUMP BUYING GUIDE

Model	Voltage	HZ	THP	AMPS	Weight	Height Max (ft)	Flow Max (GPM)
LU-VS220	115/230	50/60	2.2	13.8/8.5	40lbs	75	135

# AquaPump

## Variable Speed Pump

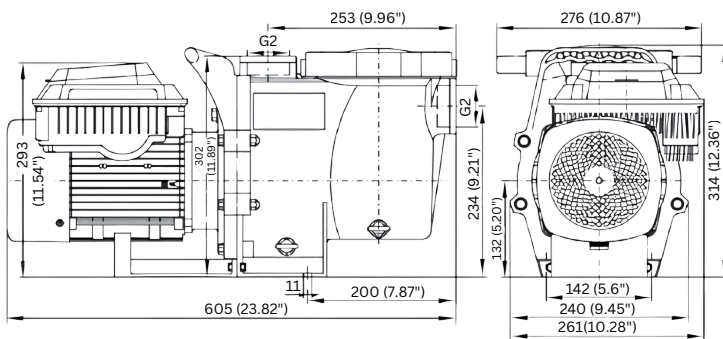


This variable speed swimming pool pump features a durable black housing and a clear strainer lid for easy maintenance. Designed for energy efficiency, it offers adjustable speed settings to optimize performance and reduce energy costs. Perfect for medium-sized pools, this pump provides reliable and efficient operation for long-term use.

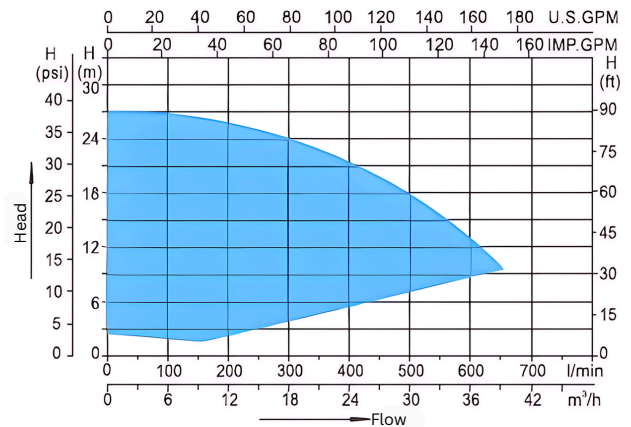
### FEATURES:

- Offers Speed Control and Flow Control modes.
- Compatible with Pentair, Hayward, and Jandy systems.
- Supports 2" union fittings for easy installation.

## PERFORMANCE AND DIMENSIONS



**AquaPump 3.9 VSP**



## AQUAPUMP VARIABLE SPEED PUMP BUYING GUIDE

Model	Voltage	HZ	THP	AMPS	Weight	Height Max (ft)	Flow Max (GPM)
LU-VS390	230	50/60	3.9	13	52lbs	88.6	172

# AquaClear

## Cartridge Filter



### FEATURE HIGHLIGHTS



#### Energy Saving

Works with low-speed pumps to cut costs



#### High Performance

Engineered to handle demanding pool needs



#### Durable Housing

Built with robust, weather-resistant materials



#### Easy Maintenance

Simple cartridge design for quick cleaning

AVAILABLE IN 200, 425, 525 SQUARE FEET MODELS

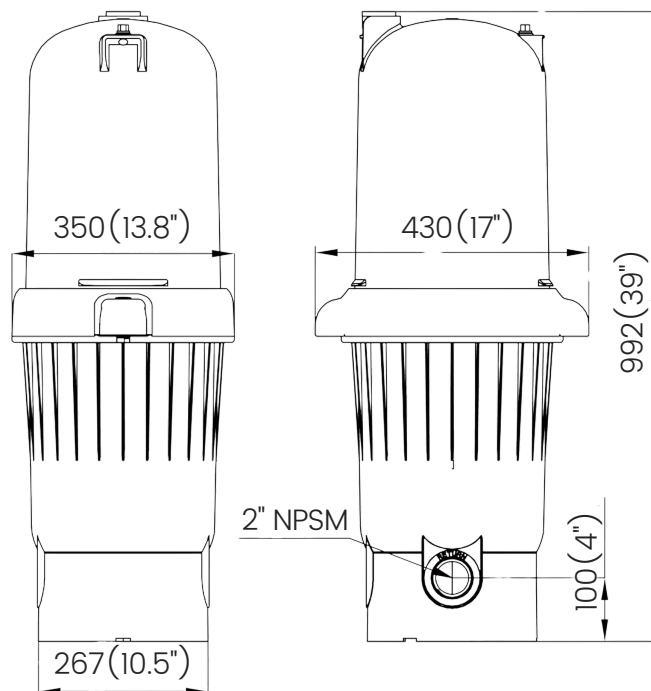
# AquaClear 200 SQFT

## Cartridge Filter



The 200 sq. ft. cartridge filter features a compact, durable black housing, making it ideal for small pools. It comes with a top-mounted pressure gauge for easy monitoring and a secure clamp ring for quick cartridge access, simplifying maintenance. Designed for efficient filtration, this filter delivers clear water with minimal upkeep—making it a reliable choice for pool owners.

### DIMENSIONS



### AQUACLEAR CARTRIDGE FILTER BUYING GUIDE

Model	Filtration Area	GPM	Inlet/Outlet	Packaging Size (cm)	Weight
LU-CF200	200	200	2"	36.5 x 36.5 x 104	27.7 lbs

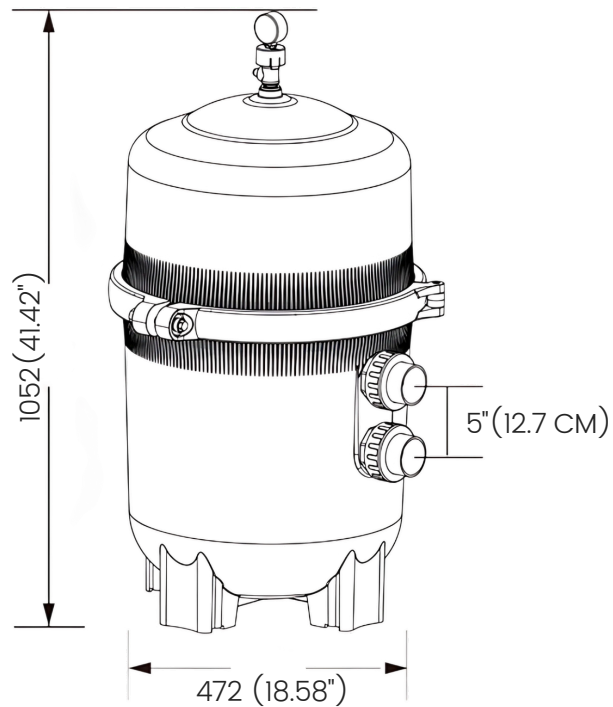


# AquaClear 425 SQFT

## Cartridge Filter

The 425 sq. ft. cartridge filter features a durable black housing and a top-mounted pressure gauge for easy monitoring. Designed for medium-sized pools, it provides efficient filtration to keep water clear with minimal maintenance. A sturdy clamp ring ensures secure closure and quick access to the cartridge, making this filter a reliable and convenient choice for pool owners.

### DIMENSIONS



### AQUACLEAR CARTRIDGE FILTER BUYING GUIDE

Model	Filtration Area	GPM	Inlet/Outlet	Packaging Size (cm)	Weight
LU-CF425	425	150	2"	59 x 59 x 97	75 lbs

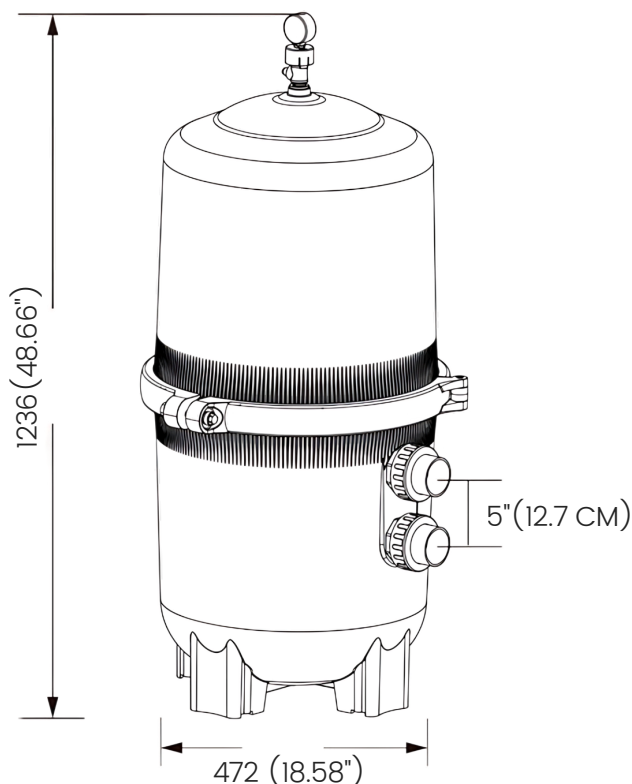
# AquaClear 525 SQFT

## Cartridge Filter



The 525 sq. ft. cartridge filter features a robust black housing and a top-mounted pressure gauge for easy monitoring. Designed for large swimming pools, it delivers efficient filtration to maintain crystal-clear water with minimal maintenance. A sturdy clamp ring ensures secure closure and quick cartridge access, while its high-performance design makes this filter a reliable choice for maintaining pool cleanliness.

### DIMENSIONS



### AQUACLEAR CARTRIDGE FILTER BUYING GUIDE

Model	Filtration Area	GPM	Inlet/Outlet	Packaging Size (cm)	Weight
LU-CF525	525	150	2"	59 x 59 x 115	66 lbs



# AquaCrystal

## Sand Filter



## FEATURE HIGHLIGHTS



### Energy Saving

Works with low-speed pumps to cut costs



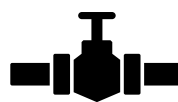
### High Performance

Engineered to handle demanding pool needs



### Durable Housing

Built with strong, weather-resistant materials



### Valve Compatible

Fits 1.5" and 2" multi-port valves

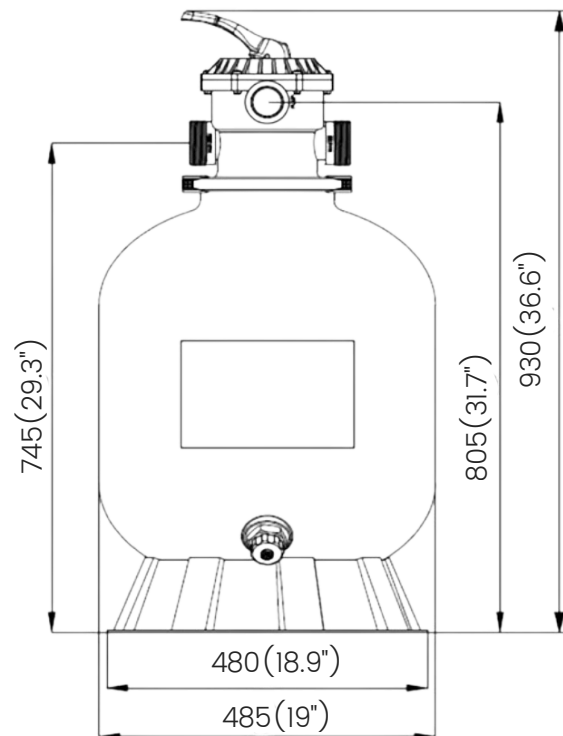
AVAILABLE IN 19", 22", 24", 31", AND 36" MODELS

# AquaCrystal 19 inch

## Sand Filter

The AquaCrystal 19" sand filter is designed to deliver efficient pool filtration. It features a durable, round housing with a textured grey finish that resists outdoor elements and ensures long-lasting performance. A top-mounted multiport valve makes operation and maintenance easy, providing multiple settings including filter, backwash, rinse, and waste. Ideal for small to medium-sized pools, this sand filter effectively removes debris and contaminants, keeping your pool water clean and clear.

### DIMENSIONS



### AQUACRYSTAL SAND FILTER BUYING GUIDE

Model	Filtration Area	GPM	Sand Required lbs(kg)	Max Working Pressure PSI (BAR)	Valve
LU-SF19	19"	42	175(79)	50(3.5)	6-way 1 1/2"



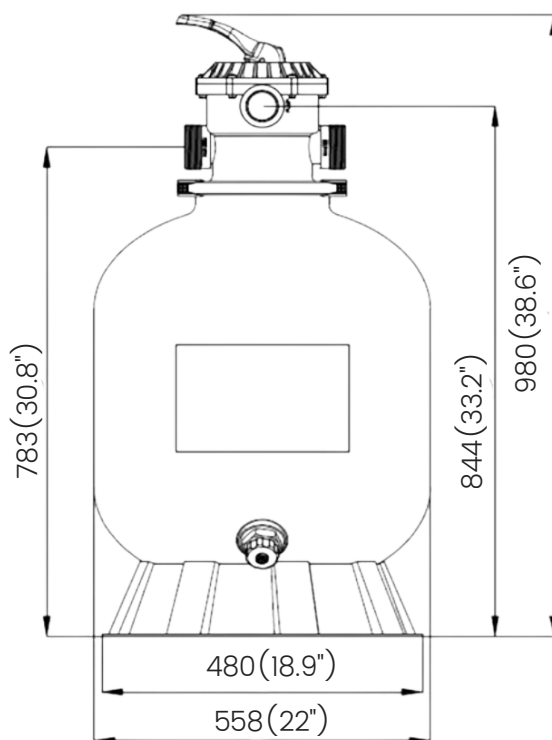
# AquaCrystal 22 inch

## Sand Filter

The AquaCrystal 22" sand filter is designed to provide efficient pool filtration. Its durable, round housing with a textured grey finish resists outdoor elements and ensures long-lasting performance. The top-mounted multiport valve simplifies operation and maintenance, offering multiple settings including filter, backwash, rinse, and waste. Ideal for small to medium-sized pools, this sand filter effectively removes debris and contaminants, keeping your pool water clean and clear.



### DIMENSIONS



### AQUACRYSTAL SAND FILTER BUYING GUIDE

Model	Filtration Area	GPM	Sand Required lbs(kg)	Max Working Pressure PSI (BAR)	Valve
LU-SF22	22"	52	250 (114)	50 (3.5)	6-way 1 1/2"

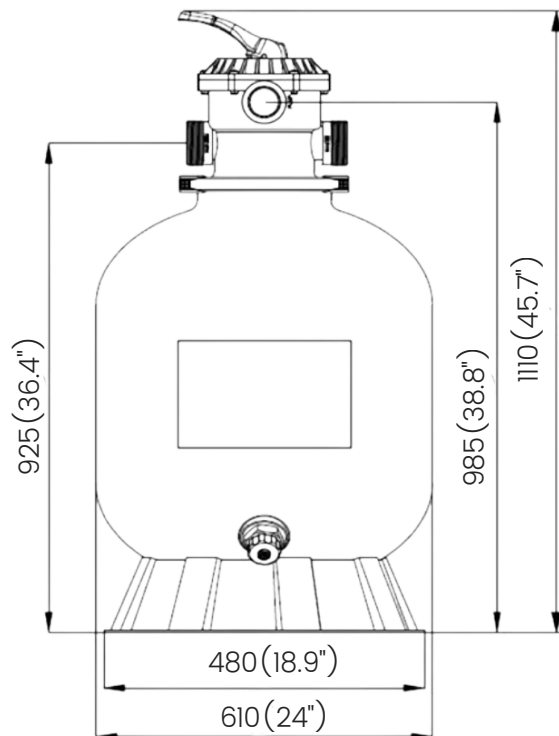
# AquaCrystal 24 inch

## Sand Filter

The AquaCrystal 24" sand filter is engineered for efficient pool filtration. Its robust, round housing with a textured grey finish provides durability and resistance to outdoor elements. The top-mounted multiport valve makes operation and maintenance simple, offering multiple settings including filter, backwash, rinse, and waste. Ideal for medium to large pools, this sand filter delivers effective removal of debris and contaminants, keeping your pool water clean and clear.



### DIMENSIONS



### AQUACRYSTAL SAND FILTER BUYING GUIDE

Model	Filtration Area	GPM	Sand Required lbs(kg)	Max Working Pressure PSI (BAR)	Valve
LU-SF24	24"	72	300(136)	50(3.5)	6-way 1 1/2"
LU-SF24II	24"	72	300(136)	50(3.5)	6-way 2"



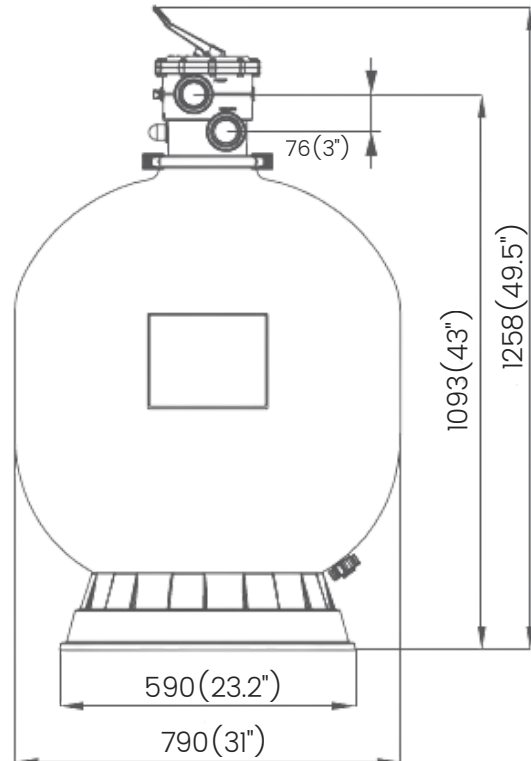
# AquaCrystal 31 inch

## Sand Filter

The AquaCrystal 31" sand filter is built for high-efficiency pool filtration, making it ideal for large pools. Its durable, textured grey housing withstands outdoor conditions and ensures long-lasting performance. A top-mounted multiport valve provides easy access to multiple functions, including filter, backwash, rinse, and waste, simplifying operation and maintenance. Designed to handle high water volumes, this sand filter effectively removes debris and particles, keeping pool water sparkling clean with minimal upkeep.



## DIMENSIONS



## AQUACRYSTAL SAND FILTER BUYING GUIDE

Model	Filtration Area	GPM	Sand Required lbs(kg)	Max Working Pressure PSI (BAR)	Valve
LU-SF31	31"	98	500(227)	50(3.5)	6-way 2"

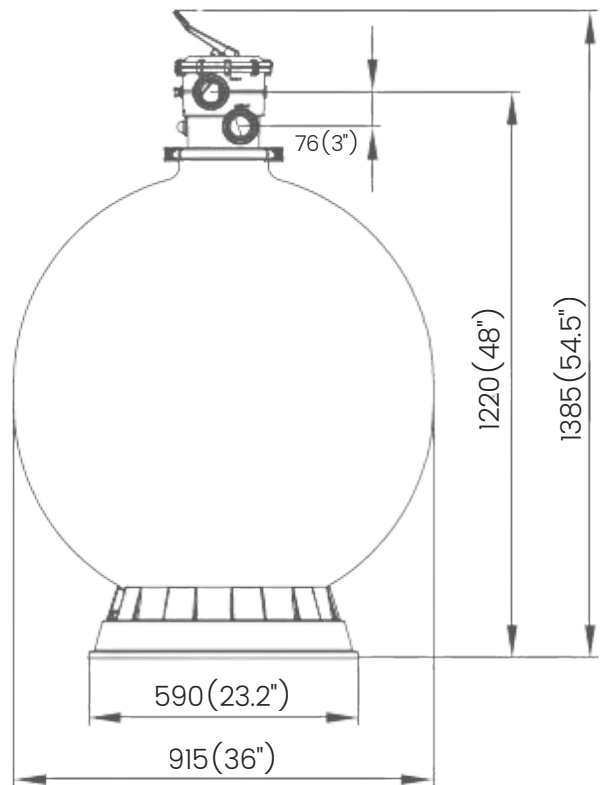
# AquaCrystal 36 inch

## Sand Filter

The AquaCrystal 36" sand filter is built for high-efficiency pool filtration, making it ideal for large pools. Its durable, textured grey housing withstands outdoor conditions and ensures long-lasting performance. A top-mounted multiport valve provides easy access to multiple functions, including filter, backwash, rinse, and waste, simplifying operation and maintenance. Designed to handle high water volumes, this sand filter effectively removes debris and particles, keeping pool water sparkling clean with minimal upkeep.



### DIMENSIONS



### AQUACRYSTAL SAND FILTER BUYING GUIDE

Model	Filtration Area	GPM	Sand Required lbs(kg)	Max Working Pressure PSI (BAR)	Valve
LU-SF36	36"	130	700 (318)	50 (3.5)	6-way 2"



# AquaChlor

Salt Chlorine Generator



## FEATURE HIGHLIGHTS



### Energy Saving

Low power consumption while delivering strong output



### Smart Control

Engineered to handle demanding pool needs



### Durable Build

Built with strong, weather-resistant materials



### User Friendly

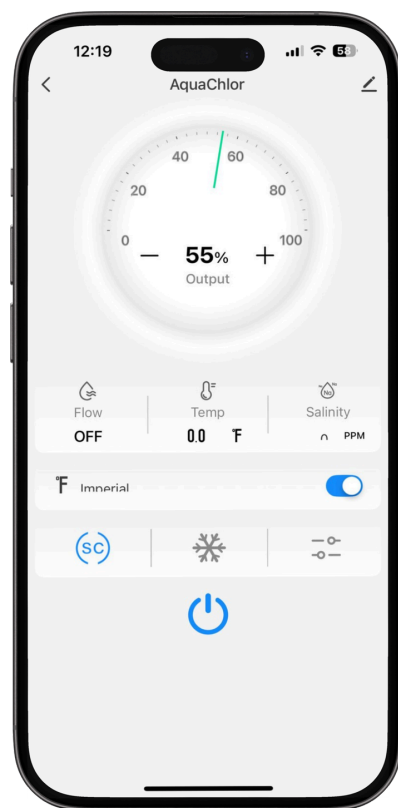
Simple interface for effortless operation

AVAILABLE IN 20K, 30K, AND 40K MODELS

# AquaChlor

## Salt Chlorine Generator

The AquaChlor Salt Cell is an advanced chlorinator designed to keep pool water clean, clear, and safe. Using state-of-the-art electrolysis technology, it converts salt into chlorine to deliver consistent and reliable sanitization. A built-in digital display provides real-time monitoring and precise control, while the user-friendly interface makes operation simple. Durable and energy efficient, the AquaChlor Salt Cell is available in multiple models to suit pools of various sizes, making it a dependable solution for maintaining a healthy swimming environment with minimal effort.

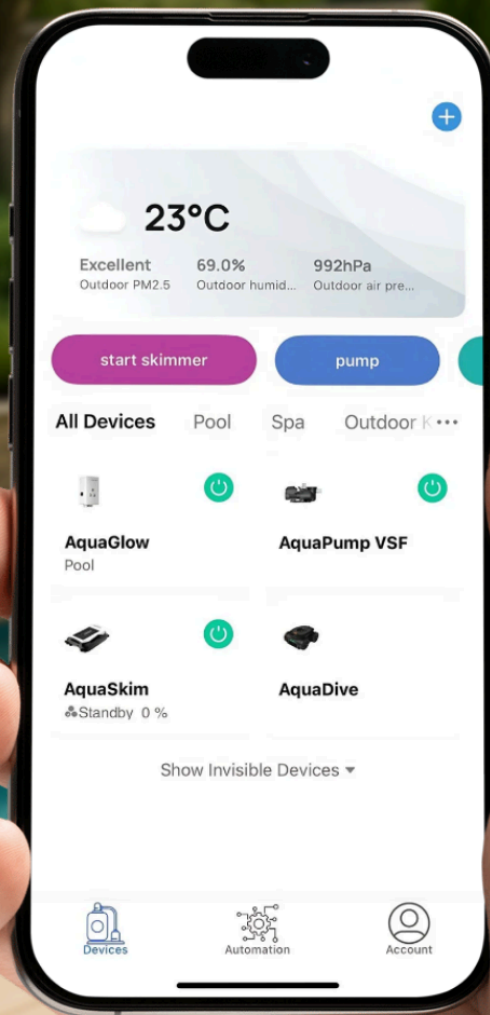


## AQUACHLOR SALT CHLORINATOR BUYING GUIDE

Model	Specifications	Chlorine Output	Rated Power	Recommended Salinity	Maximum Pool Volume (gallons)
LU-AC200	DC30V	379.44 g/day (0.84 lb/day)	120W	3000-4500ppm	20K
LU-AC300	DC30V	521.52 g/day (1.15 lb/day)	180W	3000-4500ppm	30K
LU-AC400	DC30V	784.80 g/day (1.73 lb/day)	210W	3000-4500ppm	40K



# Illuminex Smart Controllers



Take charge of your pool  
from anywhere

# Lumi Touch Panel

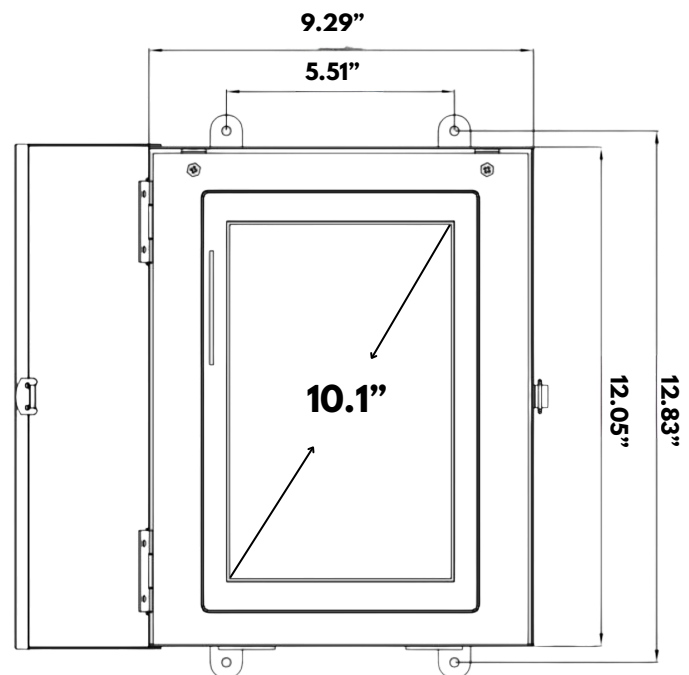


The Lumi Touch Panel is a sleek, equipment-side display designed to enhance convenience and connectivity for Luminex Wi-Fi products. It creates a built-in Wi-Fi hotspot, allowing seamless control of your pool equipment without relying on a mobile phone. Featuring a 10.1" display encased in durable stainless steel housing, the Lumi Touch Panel combines modern design with lasting durability. With both Wi-Fi and LAN connectivity, it integrates effortlessly with your system. Best of all, it's fully plug-and-play, making setup quick and hassle-free.

## DIMENSIONS

### UNIQUE FEATURES:

- Built-in Wi-Fi Hotspot for seamless connectivity— no mobile phone required
- Plug-and-Play Setup — no complex wiring or configuration needed
- Low Power Consumption: 12.6/6.6 AMPS @ 60 Hz
- Compact Footprint: Space saving design with included dimensions



## LUMI TOUCH PANEL BUYING GUIDE

Model	Voltage (Single-Phase)	Hz	Amps	Weight
LU-TOUCH	115/ Plug in	60	12/6.6-6.0	10lbs



# Lumi Heater Controller



The Lumi Heater Controller is a versatile solution for managing pool and spa heating systems with precision and ease. Equipped with advanced sensors, it records and displays water input, output, and ambient temperatures in both °C and °F, ensuring optimal performance and comfort. For added convenience, it includes a manual on/off button for quick adjustments and supports flexible installation options, including plug-and-play or hardwiring. Whether you want to maintain the perfect pool temperature or improve energy efficiency, the Lumi Heater Controller is the ideal choice for seamless heat management.



## Precise Monitoring

Tracks water input, output and ambient temperatures



## Smart Efficiency

Maintains optimal heating performance with ease



## Quick Control

Manual ON/OFF button for fast adjustments



## Dual Display

Shows temperature readings in both °C and °F



## Flexible Setup

Supports both plug and play and hardwired installation

## LUMI HEATER CONTROLLER BUYING GUIDE

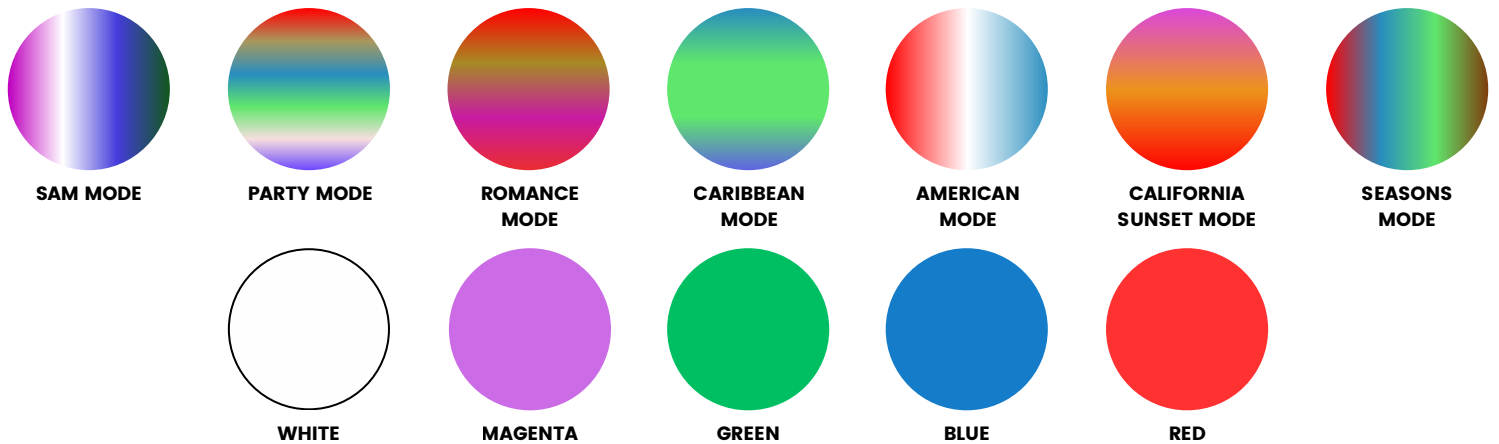
Model	Voltage (Single-Phase)	Hz	Measurements	Weight
LU-WHTR	115 AC	60	13.3" x 6.7" x 4.7"	2.4lbs

# WiFi Light Controller



The WiFi Light Controller is designed to bring smart, reliable, and customizable lighting control to your pool. Operating on 12V AC input, it supports up to 100W total load (25W per output terminal), making it ideal for multi-light setups. With built-in WiFi and Bluetooth connectivity, the controller integrates seamlessly with the Illuminex App, allowing full smartphone operation. The multi-color lighting control offers dynamic effects and easy customization to match any mood. For added convenience, the unit includes a dedicated Wi-Fi button for quick program access and pairing, as well as a manual button to cycle through color modes and select preferred effects. Durable and easy to use, the WiFi Light Controller provides effortless pool lighting management with both modern app control and simple manual operation.

## COLOUR SHOWS



## WIFI LIGHT CONTROLLER BUYING GUIDE

Model	Voltage	Wattage	Measurements	Weight
LU-LCW	12 AC	100	10.43" x 9.53" x 3.93"	1.76 lbs



# Lumi Light Controller

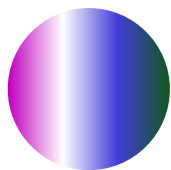


The Lumi Light Controller is a high-performance power supply unit designed for pool and spa lighting systems. Engineered with a robust 200W transformer, it ensures safe and reliable operation of your pool lights. With its compact design and easy installation, the Lumi Light Transformer is an essential component for powering modern pool lighting solutions. Fully compatible with Hayward, Jandy, and Pentair lights and automation systems, it provides seamless integration into both new and existing setups.


#### FEATURES:

- INPUT: 120V
- OUTPUT: 12V AC
- WATTAGE: 200W CAPACITY
- DURABLE CONSTRUCTION FOR OUTDOOR POOL ENVIRONMENTS
- SAFE & RELIABLE LOW-VOLTAGE OPERATION
- COMPATIBLE WITH HAYWARD, JANDY & PENTAIR LIGHTS & AUTOMATION

## COLOUR SHOWS




SAM MODE



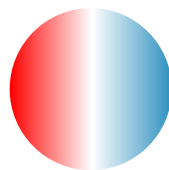
PARTY MODE



ROMANCE MODE




CARIBBEAN MODE




AMERICAN MODE



CALIFORNIA SUNSET MODE




SEASONS MODE



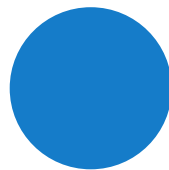
WHITE




MAGENTA



GREEN



BLUE



RED

## LUMI LIGHT CONTROLLER BUYING GUIDE

Model	Voltage	Wattage	Measurements	Weight
LU-TXAUX200	12V AC	200W	21" x 21" x 14.5"	44.5 lbs

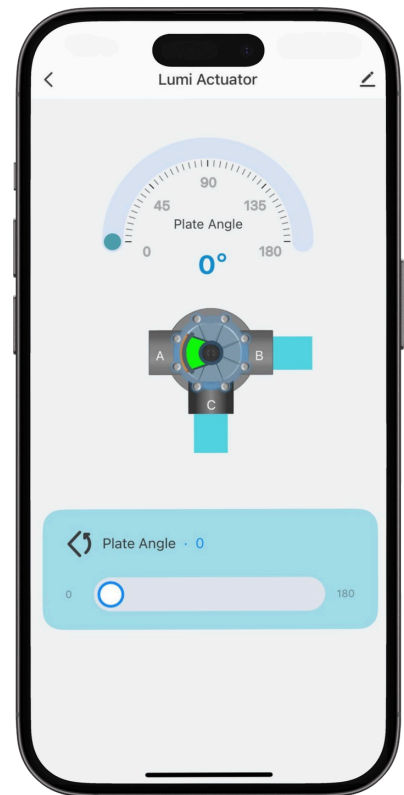
# Lumi Actuator



The Lumi Actuator is a robust motorized ball valve actuator designed for precise and automated fluid control. It features a clear position indicator and supports remote operation through the Illuminex App, providing flexibility and ease of use. Built with durable construction, the Lumi Actuator is ideal for a wide range of applications, including HVAC systems and water management. Reliable in both indoor and outdoor environments, it ensures consistent performance and long-lasting operation.

## UNIQUE FEATURES:

- Smart Connectivity: Control the Lumi Actuator remotely via the Luminex app.
- Precise Control: Adjustable from 0° to 180° for fine-tuned fluid management.
- Versatile Applications: Ideal for HVAC, pool systems, and water management.
- Durable Design: Engineered for both indoor and outdoor use.



## LUMI ACTUATOR BUYING GUIDE

Model	Material	Power Supply	Control Range	Connectivity
LU-AVAC	High-strength ABS plastic	12V - 24V AC DC	0°-180°	WiFi/Bluetooth



# illuminex Lighting

*Smart Control. Endless Ambiance.*



500+ Colors



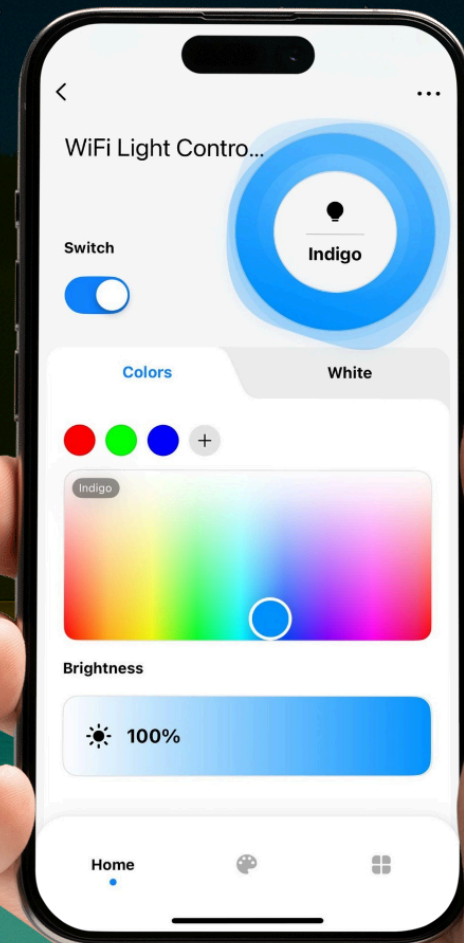
App + Remote Control



Dimmable Brightness



Energy-Efficient LEDs



Perfect for relaxation or entertaining

# AquaGlow Pool Light

## 1.5" RGBW LED Swimming Pool Light


The AquaGlow Pool Light is a premium LED lighting solution designed to transform your pool with vibrant colors and dynamic modes. Powered by a reliable 12V AC/12W system, it delivers brilliant illumination while maintaining energy efficiency. With multiple preset color shows—including Sam, Party, Romance, Caribbean, American, California Sunset, and Seasons Mode—plus solid colors like white, magenta, green, blue, and red, you can create the perfect ambiance for any occasion. The AquaGlow features a universal 1.5" threaded fitting, making it easy to install in vinyl, fiberglass, or concrete pools. It is also fully compatible with Pentair and Hayward automation systems, ensuring seamless integration. With its 100 ft cord length, the AquaGlow Pool Light offers flexible installation and dependable performance for a stunning pool lighting experience.



### COLOUR SHOWS




**SAM MODE**




**PARTY MODE**



**ROMANCE MODE**



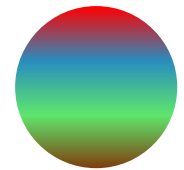
**CARIBBEAN MODE**




**AMERICAN MODE**



**CALIFORNIA SUNSET MODE**




**SEASONS MODE**



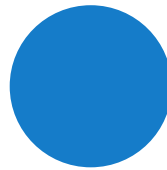
**WHITE**




**MAGENTA**



**GREEN**



**BLUE**



**RED**

### AQUAGLOW BUYING GUIDE

Model	Power Source	Niche	Comapativity	Cord Length
LU-AG100	12V AC/12W	Any 1.5" threaded fitting, Vinyl/FG/Concrete	Compatible with Pentair/Hayward automation.	100 ft



# AquaBright Spa Light



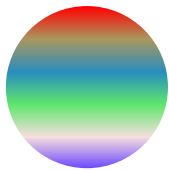
## 6" RGBW LED Spa Light

The AquaBright Spa Light is a compact 6" LED RGBW light designed to enhance spas with vibrant colors and dynamic lighting modes. Operating on a safe 12V AC/15W system, it delivers brilliant illumination while maintaining energy efficiency. With multiple preset color shows—including Sam, Party, Romance, Caribbean, American, California Sunset, and Seasons Mode—plus solid colors like white, magenta, green, blue, and red, it allows you to create the perfect spa ambiance. Engineered for a 6" wet niche installation, the AquaBright Spa Light is fully compatible with Pentair and Hayward automation systems for seamless control. Available in 25 ft and 100 ft cord options, it offers flexibility and reliability, making it an ideal choice for spa lighting upgrades and new installations.

## COLOUR SHOWS




SAM MODE




PARTY MODE



ROMANCE MODE



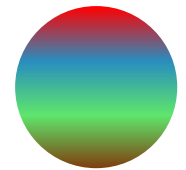
CARIBBEAN MODE




AMERICAN MODE



CALIFORNIA SUNSET MODE




SEASONS MODE




WHITE




MAGENTA



GREEN



BLUE



RED

## AQUABRIGHT BUYING GUIDE

Model	Power Source	Niche	Comapativity	Cord Length
LU-AB100	12V AC/15W	6" Wet Niche	Compatible with Pentair/Hayward automation.	25ft, 100ft


# AquaBright Plus Pool Light

## 10" RGBW LED Swimming Pool Light




The AquaBright Plus Pool Light is a powerful 10" LED RGBW lighting solution designed to deliver exceptional brightness and vivid color to larger pools. Operating on a safe and efficient 12V AC/36W system, it combines energy efficiency with high-performance illumination. Featuring multiple preset color shows—including Sam, Party, Romance, Caribbean, American, California Sunset, and Seasons Mode—along with solid colors such as white, magenta, green, blue, and red, it allows you to create the perfect ambiance for any setting. Built for a 10" wet niche, the AquaBright Plus is fully compatible with Pentair and Hayward automation systems for seamless integration and easy control. Available with both 25 ft and 100 ft cord options, it offers flexible installation and dependable performance, making it the ultimate choice for enhancing your pool lighting experience.

### COLOUR SHOWS




SAM MODE




PARTY MODE



ROMANCE  
MODE



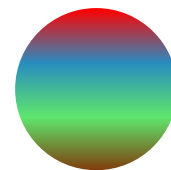
CARIBBEAN  
MODE




AMERICAN  
MODE



CALIFORNIA  
SUNSET  
MODE




SEASONS  
MODE




WHITE




MAGENTA



GREEN



BLUE



RED

### AQUABRIGHT PLUS BUYING GUIDE

Model	Power Source	Niche	Comapativity	Cord Length
LU-ABP100	12V AC/36W	10" Wet Niche	Compatible with Pentair/Hayward automation.	25ft, 100ft



# AquaRay P36 Pool Light




## PAR36 RGBW LED Swimming Pool Light

The AquaRay P36 Pool Light is a compact yet powerful PAR36 RGBW LED lighting solution designed to bring vibrant color, brilliant illumination, and energy efficiency to residential and commercial pools. Operating on a safe and efficient 12V AC/15W system, it delivers high-performance brightness with full-spectrum RGBW output for rich, customizable lighting. With its durable IP68 waterproof design, clear tempered glass lens, and cool-running LED construction, the AquaRay P36 offers easy installation, long-lasting performance, and exceptional lighting quality—making it the ideal upgrade for modern pool illumination.

### COLOUR SHOWS




SAM MODE




PARTY MODE



ROMANCE  
MODE




CARIBBEAN  
MODE




AMERICAN  
MODE



CALIFORNIA  
SUNSET  
MODE




SEASONS  
MODE




WHITE




MAGENTA



GREEN



BLUE



RED

### AQUARAY P36 BUYING GUIDE

Model	Power Source	Niche	Comapativity	Weight
LU-PAR36	12V AC/15W	PAR36 Niche	Compatible with Pentair/Hayward automation.	1.10lbs


# AquaFall

Acrylic Sheer Decent

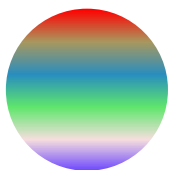


AquaFall transforms any pool into a visual masterpiece. Available in 2 ft, 3 ft, and 4 ft models, this sleek waterfall blends elegance and innovation with vibrant LED illumination and Wi-Fi connectivity. Seamlessly pair it with Illuminex Light Controllers and take full command through the Illuminex App – switch colors, adjust brightness, and set custom lighting scenes that match your mood or event.

## COLOUR SHOWS




SAM MODE




PARTY MODE



ROMANCE  
MODE




CARIBBEAN  
MODE




AMERICAN  
MODE



CALIFORNIA  
SUNSET  
MODE




SEASONS  
MODE




WHITE




MAGENTA



GREEN



BLUE



RED

## AQUAFALL BUYING GUIDE

Model	Length (ft)	Cord Length (ft)	Watts	Volts
LU-AF200	2'	10'	6	12 V AC
LU-AF300	3'	10'	9	12 V AC
LU-AF400	4'	10'	12	12 V AC



# AquaSkim Surface Cleaner

*Smart. **Solar.** Effortless*



**Effortless Cleaning.**  
**Maximum Performance.**

# AquaSkim

## Solar Powered Surface Skimmer



The AquaSkim is a state-of-the-art, solar-powered pool cleaning device designed to keep your pool surface pristine. Equipped with Type-C charging for efficient power management, it supports both remote and app-based control, offering maximum flexibility and convenience. The skimmer is compatible with both saltwater and chlorine pools, making it ideal for a wide range of environments. Its UV-resistant coating ensures long-lasting durability, while smart auto-clean technology and ultrasonic radar sensors provide precise navigation and effective debris collection. The large-capacity debris basket simplifies maintenance, allowing for quick and easy disposal of collected debris.

### FEATURES



Mobile app for remote control and monitoring



Auto-Clean Functionality



Type-C charging option



Ultrasonic Radar Sensors



### AQUASKIM BUYING GUIDE

Model	Nominal/ Rated Voltage	Battery Capacity	Work Time	Type-C Charge Time
LU-ASKIM	7.4V	3450mAh	10hrs	2.5hrs



# Illuminex Valves

*Smart Flow. Reliable Performance.*



**Prevents Backflow**  
Protects pumps and equipment



**Durable Construction**  
Protects pumps and equipment



**Easy Installation**  
Simple female socket connection



**Versatile Compatibility**  
Fits 1.5", 2" and 2.5" piping



**Engineered for lasting reliability  
in every pool system.**

# High-Flow Pool Check Valve

1.5" x 2" & 2" x 2.5" Sizes



This straight PVC check valve is available in 1.5"-2" sizes and features female socket connections, requiring glue for installation. Designed to prevent backflow in pool equipment lines, it ensures water flows in one direction, protecting pumps and other components. The valve is compatible with both 1.5 and 2-inch PVC pipes, making it versatile for various plumbing setups. With its black color and durable construction, this check valve is ideal for reliable performance in pool and spa systems.



## CHECK VALVE BUYING GUIDE

Model	Size Option	Connection Type	Measurements	Weight
LU-CV15	1.5" - 2"	Female Socket (Glue)	6.7" x 4.75" x 4.33"	1.2 lbs
LU-CV2	2" - 2.5"	Female Socket (Glue)	6.7" x 4.75" x 4.33"	1.3 lbs



# High-Flow Pool Diverter Valve

1.5" x 2" & 2" x 2.5" Sizes

This straight PVC check valve is available in 2"-2.5" sizes and features female socket connections, requiring glue for installation. Designed to prevent backflow in pool equipment lines, it ensures water flows in one direction, protecting pumps and other components. The valve is compatible with both 1.5 and 2-inch PVC pipes, making it versatile for various plumbing setups. With its black color and durable construction, this check valve is ideal for reliable performance in pool and spa systems.



## DIVERTER VALVE BUYING GUIDE

Model	Size Option	Connection Type	Measurements	Weight
LU-3WV15	1.5" - 2"	Female Socket (Glue)	7.5" x 5.6" x 6.1"	1.7 lbs
LU-3WV2	2" - 2.5"	Female Socket (Glue)	6.7" x 4.75" x 4.33"	1.8 lbs

# Illuminex Warranty

Peace of Mind, Built In.



At Illuminex, we stand behind the quality and durability of our products. Every pump, filter, light, controller, and valve is engineered for performance and reliability. That's why we back them with warranties designed to protect your investment and ensure lasting confidence.

## WARRANTY COVERAGE

- AquaPump™ Variable Speed Pump – 2-Years Limited Warranty or 10,000 hours
- AquaPump™ Single Speed Pump – 1-Year Limited Warranty
- AquaClear™ & AquaCrystal™ Filters – 1-Year Limited Warranty
- AquaChlor™ Salt Systems – 2-Years Limited Warranty or 10,000 hours
- Lumi™ Smart Controllers & Lighting – 1-Year Limited Warranty
- Illuminex Valves & Accessories – 1-Year Limited Warranty
- AquaSkim™ Robotic Cleaner – 1-Year Limited Warranty

## CONDITIONS

- Warranty covers defects in materials and workmanship under normal use.
- Does not cover damage caused by improper installation, misuse, or lack of maintenance.
- Proof of purchase is required.



## CONTACT US

 +1 (647)-969-7280

 [info@illuminexpool.com](mailto:info@illuminexpool.com)

 [illuminexpool.com](http://illuminexpool.com)